



ANNUAL REPORT

July 2023 – June 2024

WHAT WE DO

Mental Health Urgent Care Clinic (MHUCC) is a walk-in clinic for individuals with an urgent mental health need. The MHUCC is a client-centered program that focuses on providing immediate relief to individuals and families in distress. The program intends to avert psychiatric emergency room visits and involuntary hospitalizations. The goals of MHUCC is to foster recovery for individuals and families through the promotion of hope and wellness.

As a walk-in clinic, the MHUCC welcomes anyone experiencing mental health-distress regardless of age and ability to pay. Individuals experiencing non-psychiatric emergencies are encouraged to visit their local emergency room or call 911.



A safe space for individuals and families, peer support and on-the spot counseling



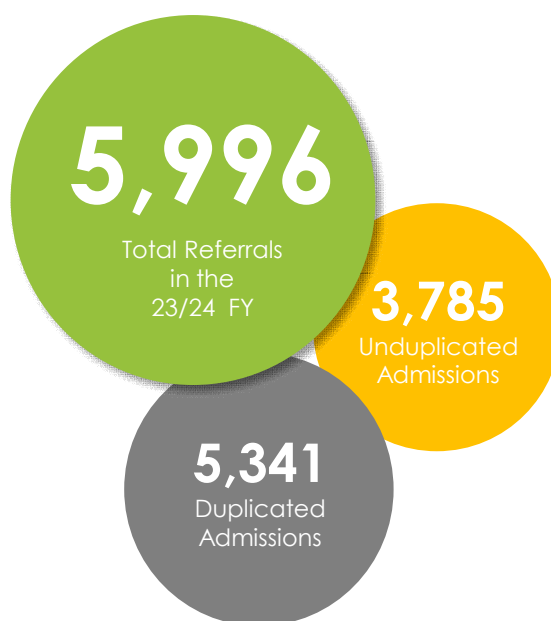
Crisis interventions, psychiatric evaluations and clinical assessments



Referrals and linkages to community resources

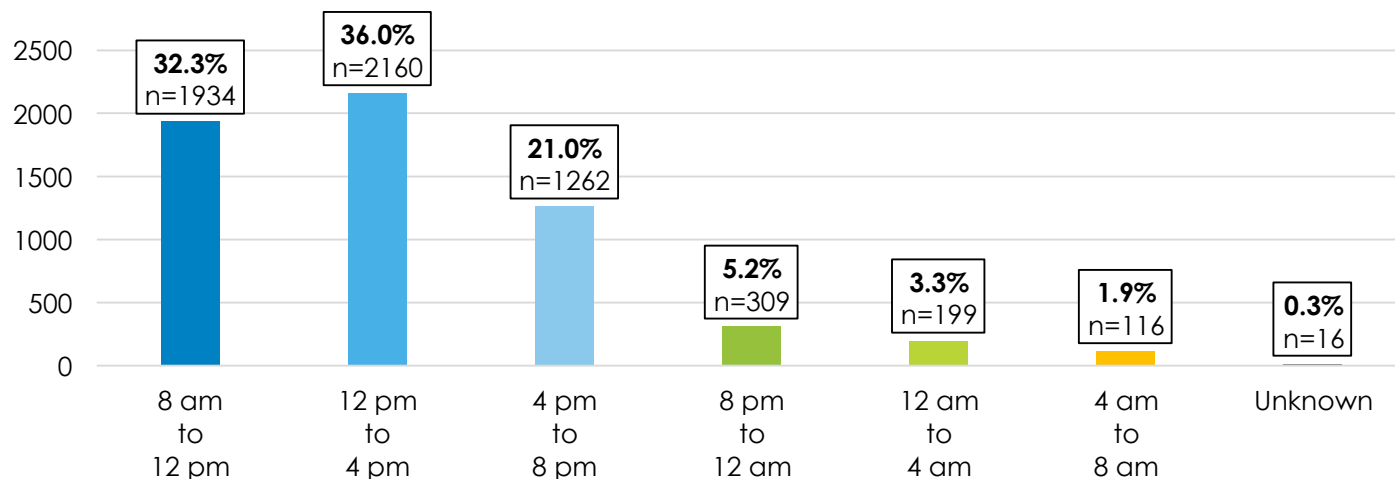


Brief medication management services (excluding controlled substances)



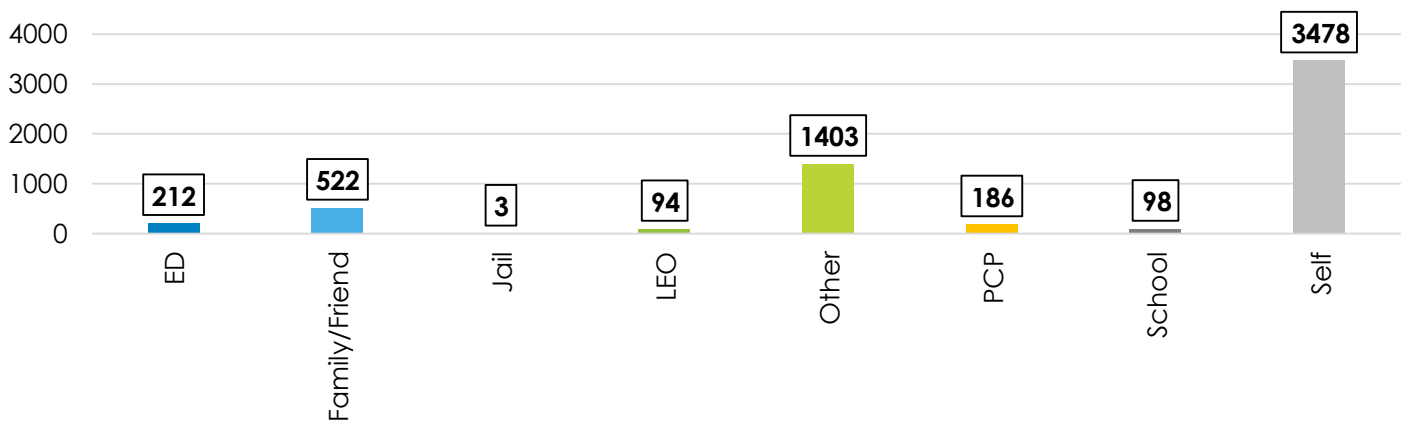
CENSUS & REFERRALS

Referrals by Time

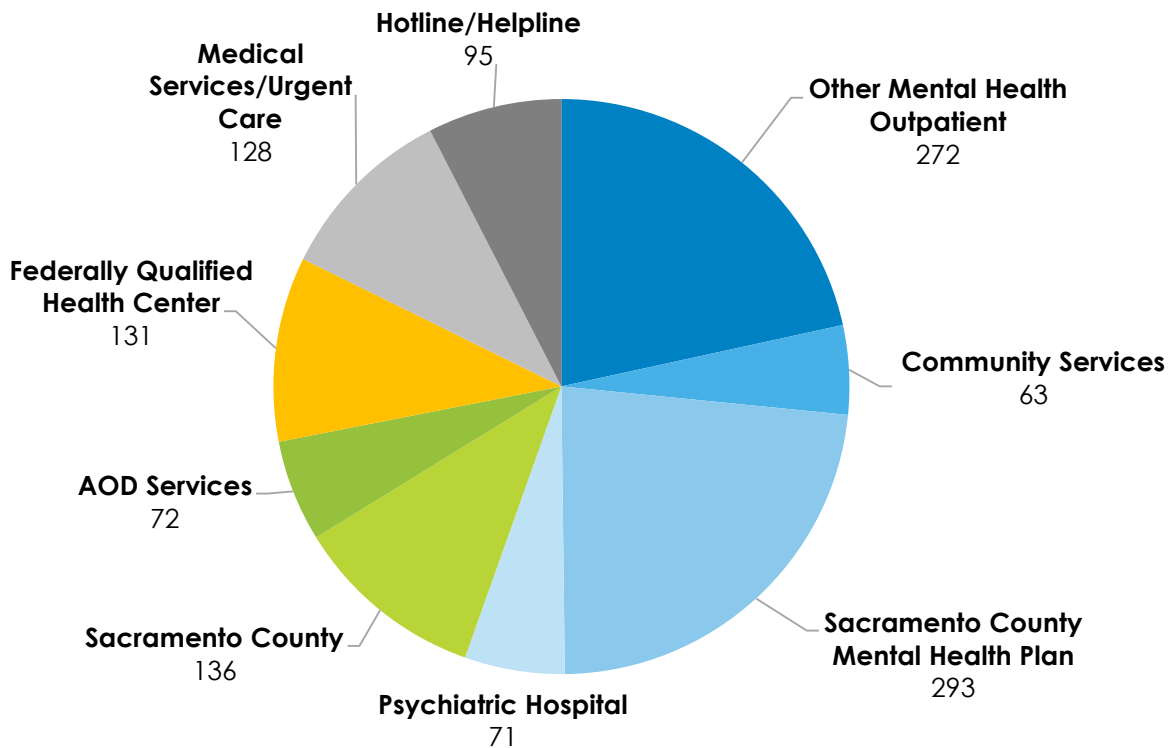


CENSUS & REFERRALS

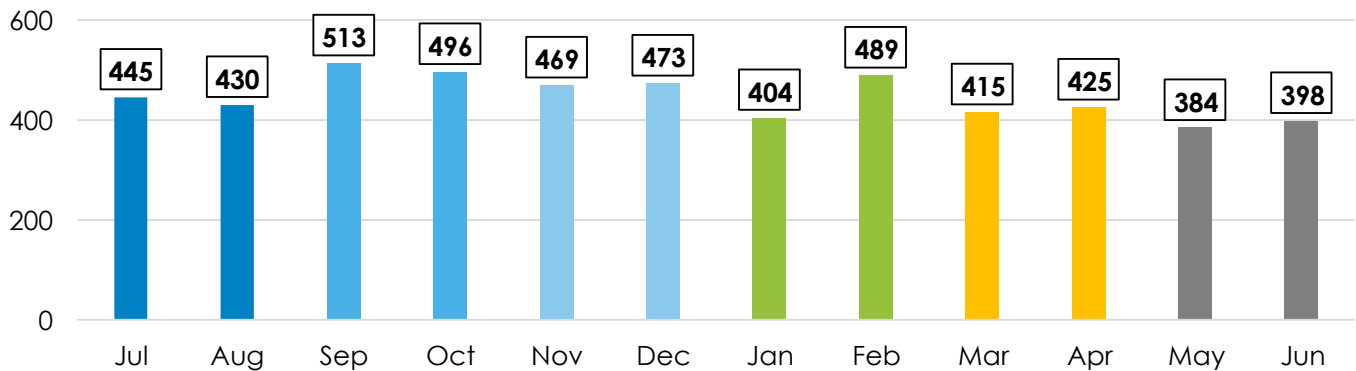
Referral Sources by Type- All Referrals



Top Ten Other Referral Sources by Type

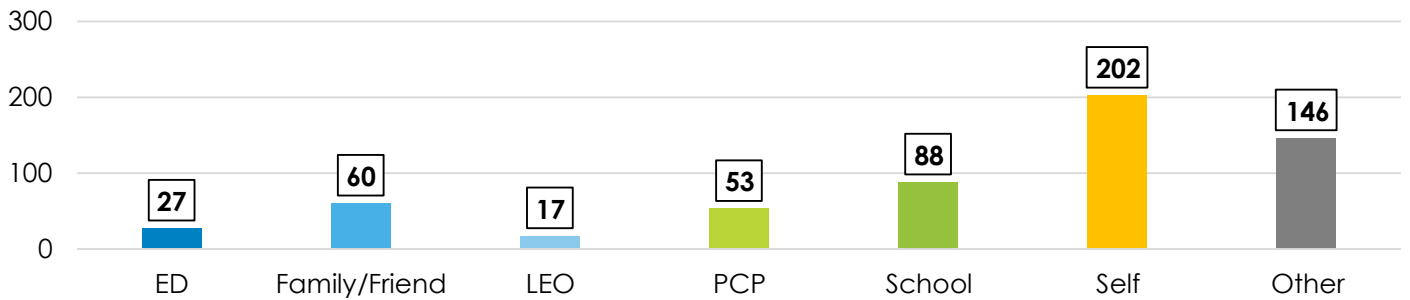


Admissions by Month

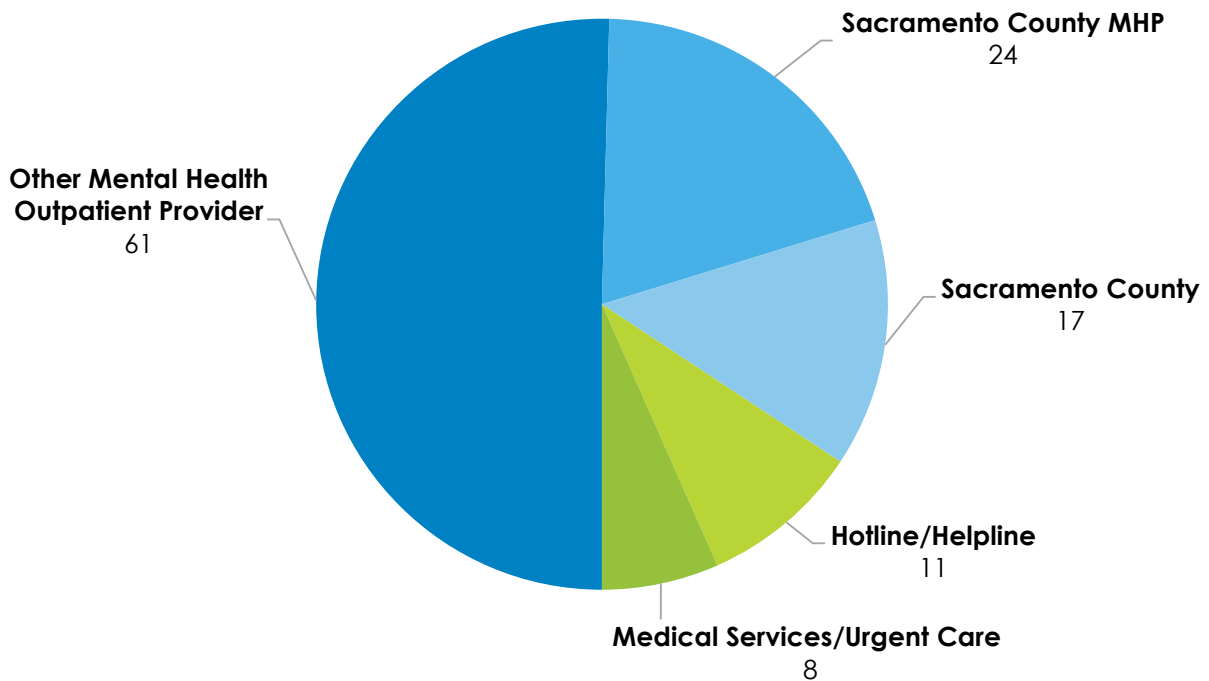


YOUTH CENSUS REFERRALS

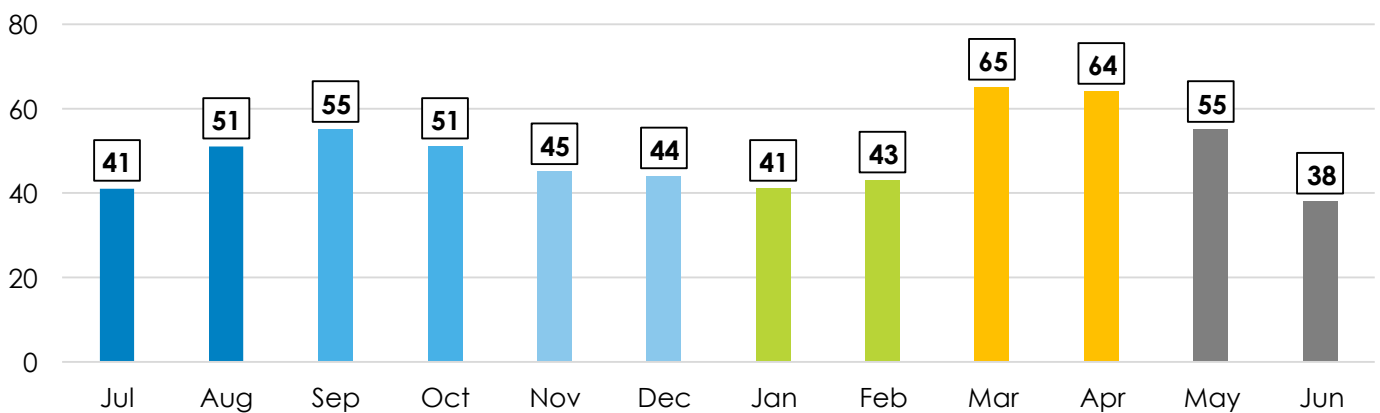
Youth Referrals by Type



Top Five Other Youth Referrals by Type



Youth Admission by Month



DEMOGRAPHICS

All demographics below include all unduplicated admitted clients (N=3,785)*.

	#
Age Group	
Youth (0-17)	434
Transitional Aged Youth (18-25)	642
Adult (26-59)	2442
Older Adult (60+)	267
Gender Identity	
Female	1736
Male	1681
Non-Binary	56
Other	29
Prefer not to answer	23
Transgender	48
Unsure/Questioning	6
Unknown/ Data Not Available	206
Sexual Orientation	
Bisexual	292
Declined to State	49
Gay	73
Heterosexual/Straight	2554
Lesbian	72
Prefer not to answer	154
Unsure/Questioning	45
Unknown/Data Not Available	546
Primary Language	
American Sign Language (ASL)	4
Arabic	7
Cantonese	5
English	3369
Farsi	18
French	2
Hmong	6
Lao	1
Mien	3
Other	15
Pashto	1
Portuguese	2
Russian	25
Spanish	118
Tagalog	4
Vietnamese	14
Unknown/Data Not Available	191

	#
Race	
Alaskan Native/American Indian	69
Asian/Pacific Islander	297
Black/African-American	742
Multi-Racial	434
Other Race	350
White/Caucasian	1388
Prefer not to answer	75
Unknown/Data Not Available	430
Ethnicity	
American Native	4
Asian Indian	3
Cambodian	10
Chinese	34
Filipino	47
Guamanian	4
Hispanic or Latino	617
Hmong	29
Japanese	16
Korean	8
Laotian	11
Mexican/Mexican American	222
Mien	5
Multi-Ethnic	132
Native Hawaiian	5
Not Hispanic or Latino	2035
Other	69
Samoan	3
Vietnamese	31
Unknow/Data Not Available	500
Housing Status	
Homeless- Chronic/Not Chronic	465
Housed	1421
Imminent Risk for Homelessness	82
Transitional Temporary Housing	4
Data Not Available	1813

*City of Residence has not been included due to changes in county EHR

YOUTH DEMOGRAPHICS

All demographics below include all unduplicated admitted youth clients (N=434)*.

	#
Age Group	
3 to 5 years	1
6 to 8 years	26
9 to 11 years	51
12 to 14 years	154
15 to 17 years	202
Gender Identity	
Female	210
Male	180
Transgender	2
Non-Binary	12
Other	3
Prefer not to answer	6
Unsure/Questioning	2
Unknown/Data Not Available	19
Sexual Orientation	
Bisexual	37
Gay	8
Heterosexual/Straight	249
Lesbian	7
Unsure/Questioning	16
Prefer not to answer	30
Unknown/Data Not Available	87
Race	
Alaskan Native/American Indian	8
Asian/Pacific Islander	34
Black/African-American	65
Multi-Racial	87
Other Race	55
White/Caucasian	123
Prefer not to answer	7
Unknown/Not Reported	55

	#
Ethnicity	
American Native	1
Cambodian	2
Chinese	6
Filipino	10
Guamanian	1
Hispanic or Latino	96
Hmong	4
Japanese	1
Korean	1
Mexican/Mexican American	42
Multi-Ethnic	24
Not Hispanic or Latino	193
Other	5
Vietnamese	1
Unknown/Data Not Available	47
Primary Language	
Arabic	1
English	383
Farsi	2
Hmong	2
Other	2
Russian	1
Spanish	27
Unknown/Data Not Available	16



*City of Residence has not been included due to changes in county EHR

**Data representative of the 286 youth who had housing data reported.

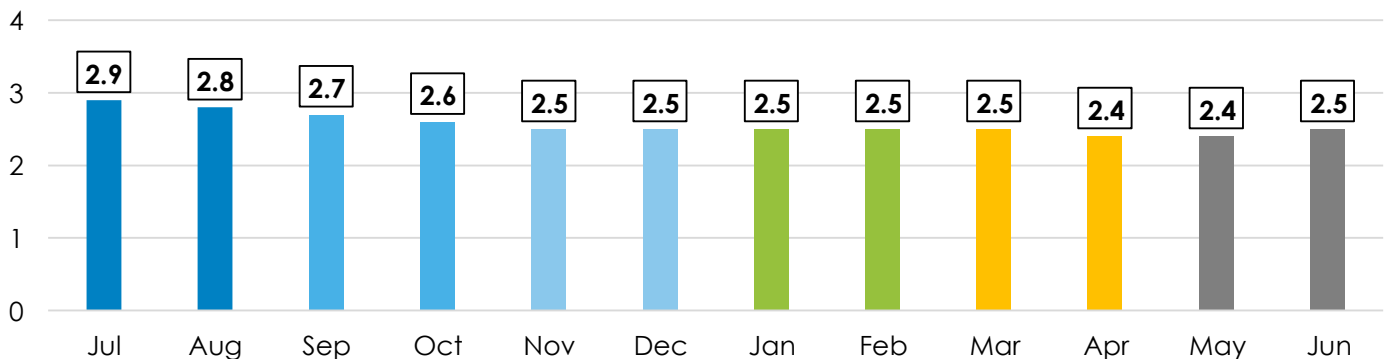
DIAGNOSIS

In the 23/24 FY Mental Health Urgent Care Clinic noted 2,641 diagnoses across all admitted clients. The diagnoses below include duplicates as diagnosis can change between visits.

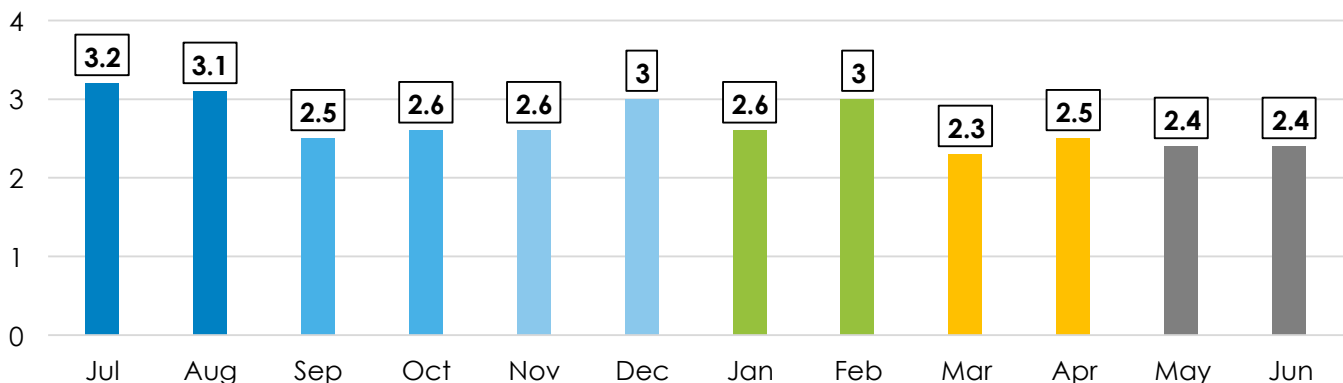
	Youth #	Youth %	All Clients #	All Client %
Diagnosis				
Anxiety Disorders	33	9.4%	251	9.5%
Bipolar and Related Disorders	2	0.6%	266	10.1%
Depressive Disorders	134	38.2%	851	32.2%
Disruptive, Impulse-Control, and Conduct Disorders	4	1.1%	6	0.2%
Feeding and Eating Disorders	2	0.6%	2	0.1%
Neurodevelopmental Disorders	12	3.4%	27	1.0%
Obsessive-Compulsive and Related Disorders	1	0.3%	6	0.2%
Personality Disorders	0	0.0%	5	0.2%
Schizophrenia Spectrum and Other Related Disorders	14	4.0%	533	20.2%
Trauma and Stressor Related Disorders	149	42.5%	694	26.3%
Total	351	100.0%	2641	100.0%

LENGTH OF STAY

Average Length of Stay by Month-Admitted Clients Only

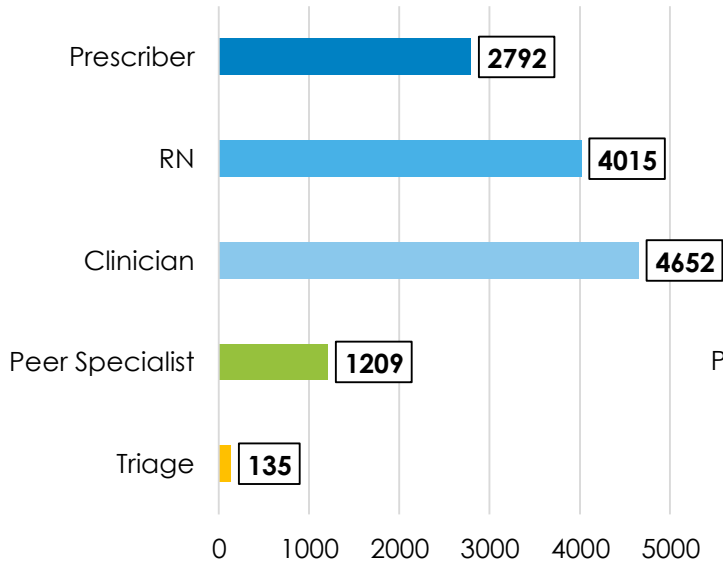


Average Length of Stay by Month- Youth Admitted Clients Only

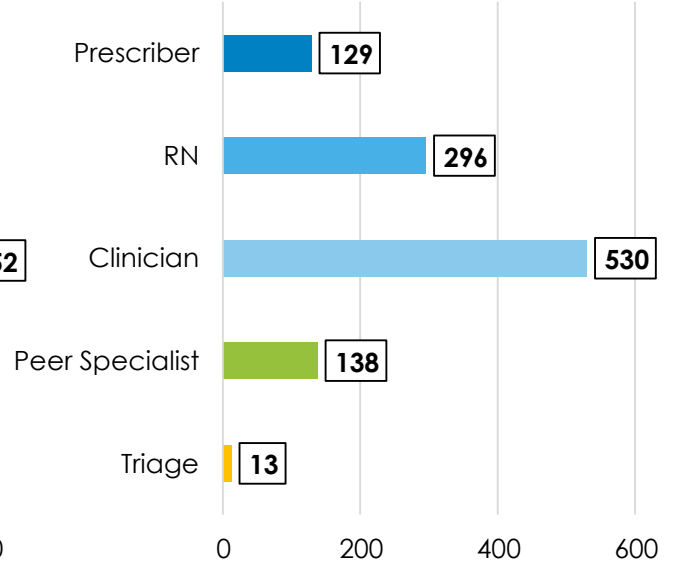


SERVICES

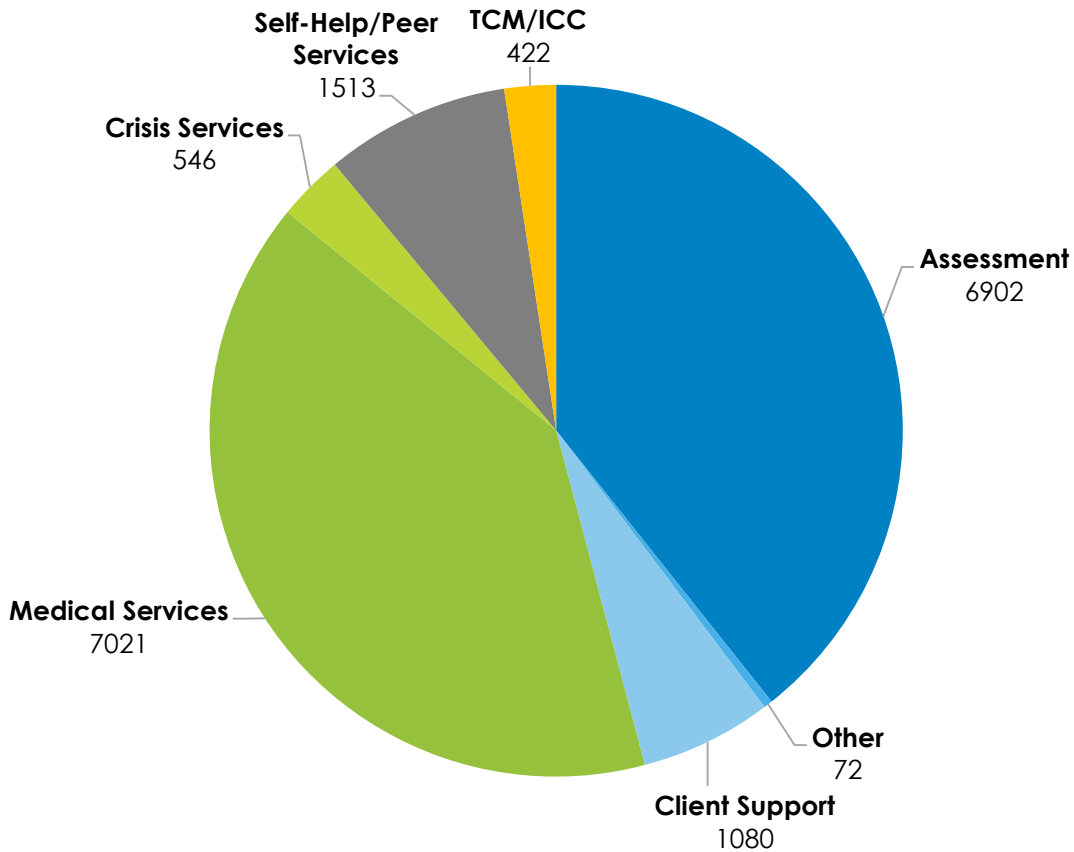
Services Provided by Position- All Referrals



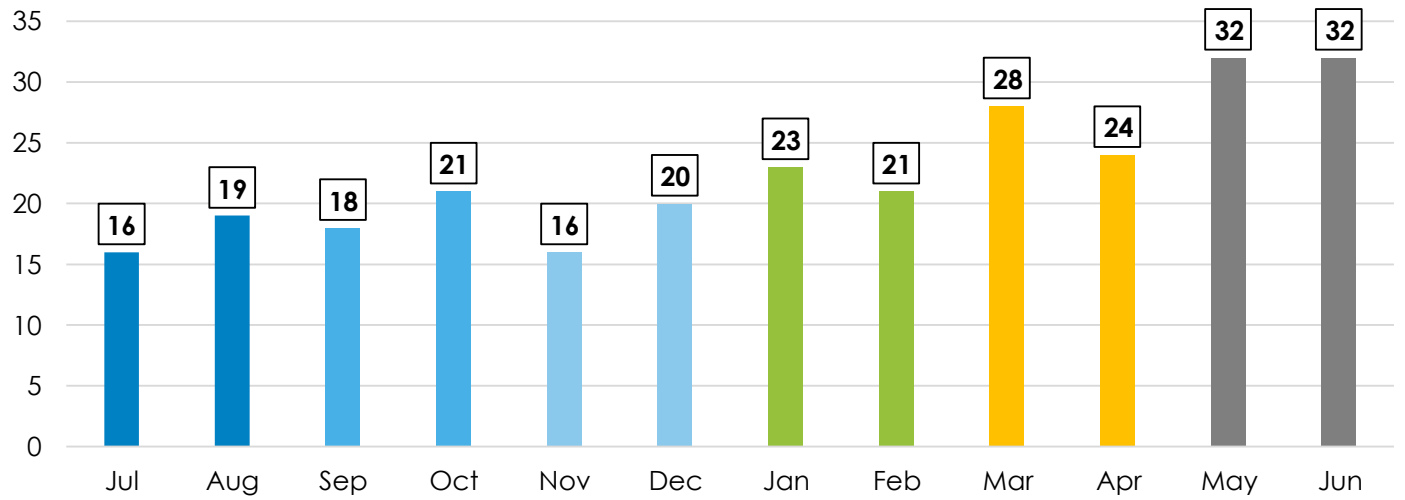
Services Provided by Position- Youth Referrals



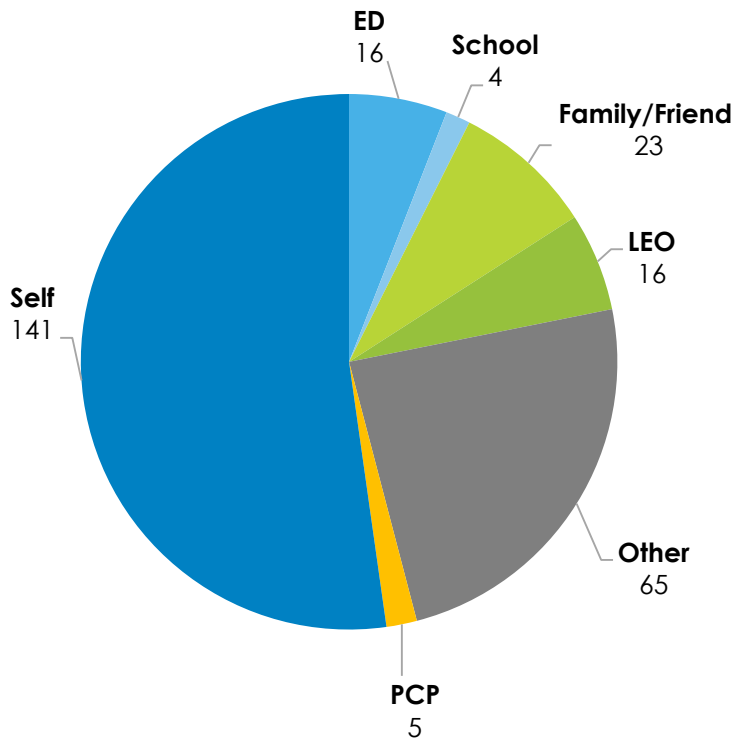
Services by Type- All Referrals



5150 Applications per day by Month



Referral Sources for 5150 by Type



	#
5150 Discharge Locations	
AWOL	8
Kaiser (Morse, South)	12
Mercy (Folsom, General, San Juan)	19
Methodist	5
Mental Health Treatment Center (IP/ISU)	99
Sutter	46
UC Davis	79
Unidentified Emergency Department	2
Total 5150 Applications	270

DISCHARGE REASONS

	#	%
Administrative discharge	1	0.02%
Client not appropriate for treatment	41	0.77%
Discharged against medical advice	4	0.70%
Disengaged from services/Non-compliant with treatment	70	1.31%
Involuntary discharge	2	0.04%
Never engaged in services	61	1.14%
Services no longer needed	143	2.67%
Successful completion	54	1.01%
Transfer to higher level of care	1324	24.72%
Transfer to lower level of care	1401	26.16%
Transferred to a different program	1980	36.97%
Unknown	275	5.13%
Total	5356	100.0%

This report was developed and distributed by
Turning Point Community Program's
Outcomes & Evaluation Department



A: 10850 Gold Center Drive, Suite 325, Rancho Cordova, CA 95670 P: (916) 364-8395 www.TPCP.org

 /TurningPointCP  @TurningPointCP

**APPENDIX A
Referral Sources**

	FY TOTAL
AOD Services	
Adult System of Care	2
Alcoholics Anonymous	1
Alpha Oaks	3
BART	1
Cornerstone	8
Gateway	15
Grace House	2
Progress House	2
River City Recovery	18
Recovery Center	3
Recovery Specialist	1
Sacramento Recovery	7
Sober Living	1
Wellspace Residential AOD	1
Unknown AOD Program	7
Community Services	
African American Suicide Prevention Project	1
Adoption Agency	1
Advocate	2
Community Against Sexual Harm	1
Church	1
CJFSP	1
Community Support	2
Community Wellness	1
DCR Worker	1
Downtown Partnership	1
Employee Services Program	1
Exodus Project	1
First Community	1
Freedom Through Education	1
Gender Health	1
Hope CWC	1
Job Corps	14
LGBT Center	6
Life Steps	1
NAMI	13
Navigation Center	1
Navigator	1
Peer Support	1
Refugee Clinic	2
Resettlement Agency	1
Sutter EAP	1
Tera Psychic	1
Wellness Center	2
Wellness Recovery Center	1
Crisis Services	
911	2
Crisis Line	6
Crisis Center	1
Crisis Counselor	1

Table continues on next page.

APPENDIX A
Referral Sources

	FY TOTAL
Crisis Services (continued)	
Crisis Navigator	2
Crisis Prevention	1
Crisis Remote Team	1
CWRT	12
Emergency Response	1
Emergency Shuttle	1
Mercy Crisis	1
Mobile Crisis Team	7
The STAY	1
Developmental Services	
Alta Regional Center	3
Hands United	1
ILS Worker	8
People's Care	1
FQHC	
One Community Health	26
Sacramento Native American Health Center	8
Well Space	97
Homeless Services	
First Step Community	1
Francis House	1
Grove EBH Shelter	1
Loaves & Fishes	4
Shelter	14
St. Johns	6
STEP	8
Hotline/Helpline	
211	17
855	1
988	33
Crisis Hotline	2
Crisis Line	3
Sacramento County Hotline	2
Sacramento Crisis Line	1
Sacramento Mental Health Line	1
Suicide Hotline	8
Unidentified Helpline/Hotline	27
Housing & Respite	
Co-Op House	1
Group Home	1
Hope Respite	2
Room & Board	2
Well Space Respite	1
Unidentified Respite	4

Table continues on next page.

**APPENDIX A
Referral Sources**

	FY TOTAL
Insurance	
Adventist Health	1
Blue Cross	1
Covered California	1
Dignity	2
Elica	2
Healthnet	4
Kaiser	1
Medi-Cal	2
Molina Health Care	1
Unidentified Insurance	12
Medical Services/Urgent Care	
Another Clinic	1
Broadway Clinic	1
Care Home Worker	3
Concerta	1
County Clinic	1
Davis Clinic	1
Davita	1
Dignity Urgent Care	5
EDEN Healthcare	1
Elk Grove Urgent Care	4
Elica	4
HALO Clinic	1
Health & Wellness	1
Lincoln Urgent Care	1
Next Clinic	1
Nurse/Nurse Practitioner	3
Pacific Clinic	1
Peach Tree	1
Pharmacy	3
River City Medical	1
Sacramento Community Clinic	3
Sacramento County Wellness	2
Salud Center	1
South City Health Center	1
Sutter Health Urgent Care	3
Urgent Care Arden	2
Urgent Care Folsom	1
Urgent Care Now	1
Walgreens	1
Walmart Pharmacy	1
Woodland Facility	1
Unidentified Clinic	75
Older Adult Services	
Kingdom Living	1
Eagle Crest	1

Table continues on next page.

APPENDIX A
Referral Sources

	FY TOTAL
Other Mental Health Outpatient Provider	
Anxiety Treatment Center	1
Behavioral Health Worker	1
Behavioral Health Center	1
California Mentor Worker	1
Care Coordinator	3
Case Manager	26
Case Worker	22
Center for Discovery	1
Clinician	4
Core at River City	1
Counselor	30
Dr. Copeland	1
Heredia Therapy	1
Horizon Therapist	1
Intake at Psychiatry	1
Job Corp Counselor	1
Mental Health Worker	7
Outpatient Program	6
Partial Hospitalization Program	1
Other Provider	2
Psychiatrist/Psychologist	28
Service Coordinator	1
Social Worker	31
Sutter Behavioral	1
Therapist	98
Wellspring	1
Out of County	
Insight Respite Center	3
Lotus	1
Napa Human Services	1
Placer County	2
San Jose Behavioral	1
Vacaville TPCP	2
Yolo County	2
Psychiatric Hospital	
Aurora Mental Health	1
Crestwood	6
Heritage Oaks Hospital	33
John Muir Hospital	1
Sutter Center for Psychiatry	6
Sierra Vista Hospital	21
UHS Hope Hospital	1
Unidentified Psychiatric Hospital	2

Table continues on next page.

APPENDIX A
Referral Sources

	FY TOTAL
Sacramento County Mental Health Plan	
Asian Pacific Counseling Center (APCC)	2
Adult Psychiatric Support Services (APSS)	8
Bay Area Community Services (BACS)	49
Capital Star	1
EDAPT	4
El Hogar	26
Heartland	4
Hope Cooperative	32
La Familia	13
River Oaks	6
Sacramento Mental Health Treatment Center	22
Stanford Sierra	5
Telecare	2
Turning Point Community Programs CORE	22
Turning Point Community Programs Crisis Residential Program	12
Turning Point Community Programs Pathways	3
Turning Point Community Programs Unspecified Program	81
Visions	1
Sacramento County	
ACCESS	35
Adult Services	1
Adult Protective Services	1
CCD Program	2
Court	14
Child Protective Services	5
DFS	1
DHS	1
District Attorney	1
Fire Department	5
Job Court	1
Mental Health Diversion Court	1
Public Defender's Office	13
Sacramento County	48
Social Security Office	1
Social Services	3
Welfare	2
Witness Program	1
Youth & TAY Services	
Positive Pathways	1
STARS	1
The Source	2
YHN	1